

Maximus-3 Purchase Guide



1. Choose your Hoop style from the five hoop bar options:

All Maximus-3 Bumper Hoops are made of heavy gauge tubular steel construction and are 100% bolt-on installation. No drilling is required, reinforcement brackets and install hardware is included with each bumper hoop. In-depth descriptions for each hoop available by clicking the respective link or at the bottom of this guide.

** Click images and titles for links to individual product pages.*

Classic Hoop:



Low-Profile Hoop:



X-Hoop:



Stinger Hoop:



Starred Stinger Hoop:





2. Choose your optional winch and mount kit:

There are two styles of winch mounts for the Maximus-3 bumper: A Centered and an Off-Centered winch mount. We suggest Warn winches (these mounts are designed for synthetic or steel wire rope) with the VR series being the easiest install for these bumpers; examples of winch options are listed below.

RubiTrux and Maximus-3 recommend using WARN winches with your winch installations. As mentioned above there are two types of winch styles: Centered and Off-Centered, examples of each are given below:

** Click images and titles for links to individual product pages.*



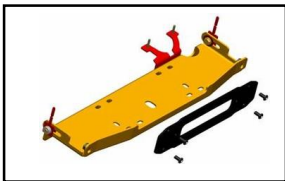
[WARN 9.5 Cti S](#) – Off-Centered. 100’ of 3/8” Spydura Synthetic Rope, 9,500 Pound Pulling Capacity, Hand-Held Remote Control, High-Gloss Chip Resistant Black Powder Coat Finish.



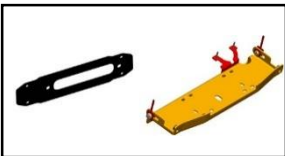
[WARN Zeon 10-S](#) – Centered. 100’ of 3/8” Spydura Synthetic Rope, 10,000 Pound Pulling Capacity, Planetary Gear Train and Series-Wound Motor, Satin Black Powder Coat Finish.



[WARN VR-10000-S](#) – Off-Centered. 100’ of 3/8” Spydura Synthetic Rope, 10,000 Pound Pulling Capacity, Powerful and Quick Line Speed, High-Gloss Chip Resistant Black Powder Coat Finish.



Centered Winch Mount Kit: For winches with a centered body, such as the Warn Zeon Series. Includes mounting hardware, pump relocation bracket, & centering plate.



Off-Centered Winch Mount Kit: For winches with an off-centered body, such as the Warn 9.5cti or Warn VR series. Includes mounting hardware, pump relocation bracket, & front trim plate.



With the winch and mount there is also a **Winch Hook Anchor needed**, these hooks also come in centered and off-centered depending on your winch type; with red and black being the color choices with the anchor. All mounting hardware is included with the Max-3 winch hook anchor.

3. Choose your optional lighting and brackets:

Maximus-3 offers an array of bracket options for your bumper, these brackets allow for easy install of the lighting of your choice.

** Click images and titles for links to individual product pages.*



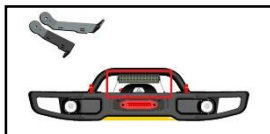
Auxiliary Light Brackets: Allows for installation of lights toward the center of the Max-3 bumper. Mounts in factory attachment points, no drilling required.



JW-Speaker Fog Light Brackets: Allows for direct installation of the JW-S Fog Lights (Model 6145) and all mounting hardware is included with the kit.



Peripheral Light Brackets: Allows for installation of lights on the outer portion of the Max-3 bumper. Mounts in factory attachment points, no drilling required.



Stinger LED Light Brackets: Allows for installation of a 12” or 20” Light Bar on the Max-3 Stinger bumper and all mounting hardware is included with this kit.

4. Choose your optional Accessories:

Maximus-3 offers an array of optional accessories to fit your individual needs for your Jeep.

** Click images and titles for links to individual product pages.*



Fairlead Centering Plate: For perfectly centering the fairlead on your Maximus-3 centered winch set up bumper. Includes mounting bolts. Included with centered winch mount kit.



Front Trim Plate: For use with off-centered winch set up for aluminum hawse fairlead. Includes mounting bolts. Included with off-centered winch mount kit.



Aluminum Hawse Fairlead: For use with Synthetic Rope, helps reduce fraying of the rope. Includes mounting bolts and is available in Red Aluminum Powder-Coat.



Front License Plate Mount: Maximus-3 offers two styles of license plate brackets; Hawse Fairlead and Low Skid Plate Mount. The [Hawse Fairlead](#) mounts over the Hawse opening, while the [Low Skid Plate](#) mounts the plate right below the hawse fairlead. For use with Hawse Fairlead only. This kit includes mounting bracket, license plate frame, and hardware.



Mag-Lite Clip & Mount: For attaching a Mag-Lite flashlight to the lower side of your Jeep JK Seat or can be custom mounted with drilling (Fits 07+). Includes bracket, Mag-Lite clips, and installation hardware.



D-Ring Loops: Fits 1/2" and 3/4" D-Rings, made from 1/2" thick steel. The D-Ring Loops will give you secure points to attach a pair of recovery D-Rings. Red in color and is to be used with the Maximus-3 winch mount and mount to the bottom side of the winch plate.

Additional Maximus-3 Front Bumper Hoop Descriptions:

Classic Hoop: With a classic double bend tube style, this option will give your Rubicon the front protection it needs along with the classy styling to go along with it.

Low-Profile Hoop: With its low and mean stance, this hoop style will provide some protection for the front of your Jeep with an attitude and style.

X-Hoop: This single bend tube style option gives the front of your Jeep cleaner styling lines that complement the general aesthetics of your Jeep, without compromising the function.

Stinger Hoop: Carefully balanced styling and function, this bar design is rather subtle with a rugged look to compliment the looks of your Jeep.

Starred Stinger Hoop: Carefully balanced styling and function, this bar design is rather subtle with a rugged look to compliment the looks of your Jeep with an added "Starred" bar in the stinger for added attitude.

Maximus-3 Rear Tire Carrier Purchase Guide



1. Choose your base Tire Carrier and Rear Bumper:



The Maximus-3 Tire Carrier has a versatile design to allow for different loading requirements and configurations. The carrier is made from 2" OD heavy gauge tubular steel with an articulating hinged design for synchronized opening and closing of the tailgate. Wide hinge bearing points offer better stability and load distribution as well as offer vibration-free running. Low friction and self-lubricating bronze bearings offer easy, everyday use. The Tire Carrier accommodates up to a 40" tire size and is adjustable for different sizes. 100% bolt-on installation with no drilling required, this tire carrier comes in a fine textured black powder coat finish.

RubiTrux.com offers a custom build package that allows you to build this Maximus-3 Tire Carrier the way you want with the accessories you need! Spend over \$500 and get FREE SHIPPING! Simply [click here](#) to get started today!



2. Choose your Maximus-3 Tire Carrier Custom Options:

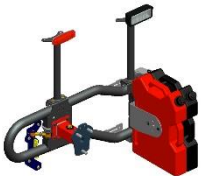
* Click images and titles for links to individual product pages.



Hi-Lift Jack Mount – The Maximus-3 Hi-Lift Jack Mount is a secure and inexpensive way to carry your Hi-Lift jack. The system consists of two brackets that bolt to existing tie points on the bumper. Heavy duty star knob nuts secure the jack to the mounts. The system is compatible with Maximus-3 10A/X Hoops and LED light brackets.



Shovel Mount – The Maximus-3 Shovel Mount easily installs to the right of your tire on the tire carrier. Securely bring your shovel on the trail with no worries of loss; this kit includes mounting hardware and there is no additional drilling required. Shovel Mount cannot be used in conjunction with the Side RotoPax Mount.



Side RotoPax Mount and Pack Mount - The Maximus-3 Side RotoPax and Pack is a secure way to bring along your Max-3 RotoPax on the trail. This versatile design allows for different loading requirements and configurations and has interchangeable Jerry can mounts. These packs are installed to the right of the tire on the carrier and there is no additional drilling or cutting required.



High Double RotoPax Mount and Pack Mount - The Maximus-3 High Double RotoPax and Pack is a secure way to bring along your Max-3 RotoPax on the trail. This versatile design allows for different loading requirements and configurations and has interchangeable Jerry can mounts. These packs are installed behind the tire on the tire carrier and there is no additional drilling or cutting required.



Side NATO Jerry Can Holder – The Maximus-3 Jerry Can Holder allows for the secure use of a Jerry can right on the rear bumper. This includes mounting hardware and there is no additional drilling required.



Center High Mount Work Light Bracket – The Maximus-3 Center High Mount Work Light Bracket allows for the easy install of a light of your choice. This kit includes mounting hardware and there is no additional drilling required.



Backup Camera Bracket – The Maximus-3 Backup Camera Bracket allows for the easy install of a backup camera for the rear of your Jeep. The bracket mounts the camera just above the middle of the tire, giving you the vision your camera needs. This kit includes mounting hardware and there is no additional drilling required.



Side LED Backup Light – The Maximus-3 Side LED Backup Light allows for the easy install of an LED backup light. The light is mounted to the right of the tire and just above the optional Jerry cans or Side RotoPax. This kit includes mounting hardware and there is no additional drilling required.

Additional Maximus-3 Rear Tire Carrier Key Features:

- Versatile design to allow for different loading requirements and configurations
- Stylish and unique one-piece heavy gauge steel tubular construction – 2" OD tube
- Articulating hinged design for synchronized opening and closing of the tailgate
- Integrated pre-tension mechanism for vibration-free running
- Wide hinge bearing points for better stability and load distribution
- Effortless door opening due to low friction, self-lubricating bronze bearings
- Does not require getting rid of the Right Rear Tow Hook Loop
- Up to 40" tire size load capacity
- Low and centered tire mount for low center of weight
- Adjustable tire mount for different tire sizes
- Minimalistic, robust design with built-in quality control features
- 100% bolt-on installation with no additional drilling or cutting required
- Fine textured black powder coat paint finish
- Hinge design is completely independent of the factory door hinge
- Spare tire makes contact at multiple points on the rubber for more stability and even load distribution on the carrier